

PROJECT TITLE

Comprehensive Productivity Dashboard of Curry Fluid Power

COLLABORATIVE TEAM

Dr. John Miko, Ryan Stoltz, David Betar, Kristi Hile, Alex Kiepert, Hyunh Pham, Ian White, Sebastian Pinos





PROJECT SCOPE

Working with Curry Fluid Power leaders, the team is building a comprehensive productive dashboard in PowerBI (data visualization tool).

This dashboard will contain progress on orders, quotes, and inventory daily and monthly, all benchmarked to planned goals.

The Curry Fluid Power management team will utilize this dashboard daily to track progress and make appropriate decisions.

STUDENT EXPERIENCE

-  In-take assessment of current inventory system management
-  Identified quantitative project goals
-  Established and proposed defined dashboard requirements
-  Experience using Microsoft PowerBI (data visualization tool)

ANTICIPATED OUTCOMES

Using the data gathered from the dashboard, Curry will be able to establish data-informed inventory goals, monitor progress towards goals, improve inventory management and drive business results.

BUSINESS ANALYTICS