

Sheet Sticker Step-by-Step Order Guide

All design templates are sized for a circle sticker shape.

Choose your size:

- Choose your size of sticker. Design templates correspond to each size.
 - 1.5" x 1.5"
 - 3" x 3"
- Select your desired material.
- Select your desired quantity, and proceed to upload your design.

Select an image

Please make sure that your image resolution is at least 300 dots per inch and uses an accepted format:

.jpg, .jpeg, .jfif, .bmp, .png, .gif, .heic, .svg, .pdf, .psd, .ai, .eps, .ait, .ppt, .pptx, .tif, .tiff

Upload an image

Recently Uploaded



New Low Price

Note: Unit pricing is per sticker.

Create custom sticker sheets in minutes by adding your images, logo or text. Each sheet features multiple stickers. [See details](#)

Shape

Circle Oval Incompatible

Rounded Rectangle Incompatible

Size

1.5" x 1.5" 3" x 3"

Material

Clear Plastic Gold Foil Paper

Silver Foil Paper White Paper

Quantity

24 (\$0.42 / unit)


24 starting at \$9.99

Get it as soon as **Wednesday, Apr 17th** to 02451

[Free shipping](#) on orders over \$100


 [PayPal](#) Pay in 4 interest-free payments on purchases of \$30-\$1,500. [Learn more](#)

Browse designs

Choose one of our templates 

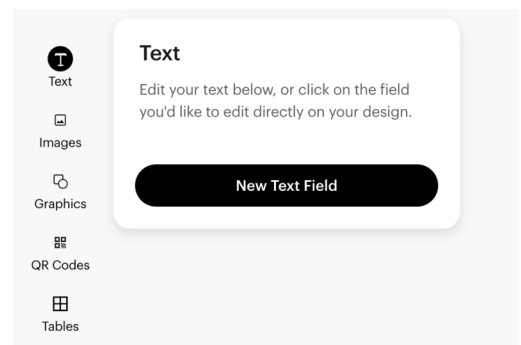
Upload design

Have a design? Upload and edit it 

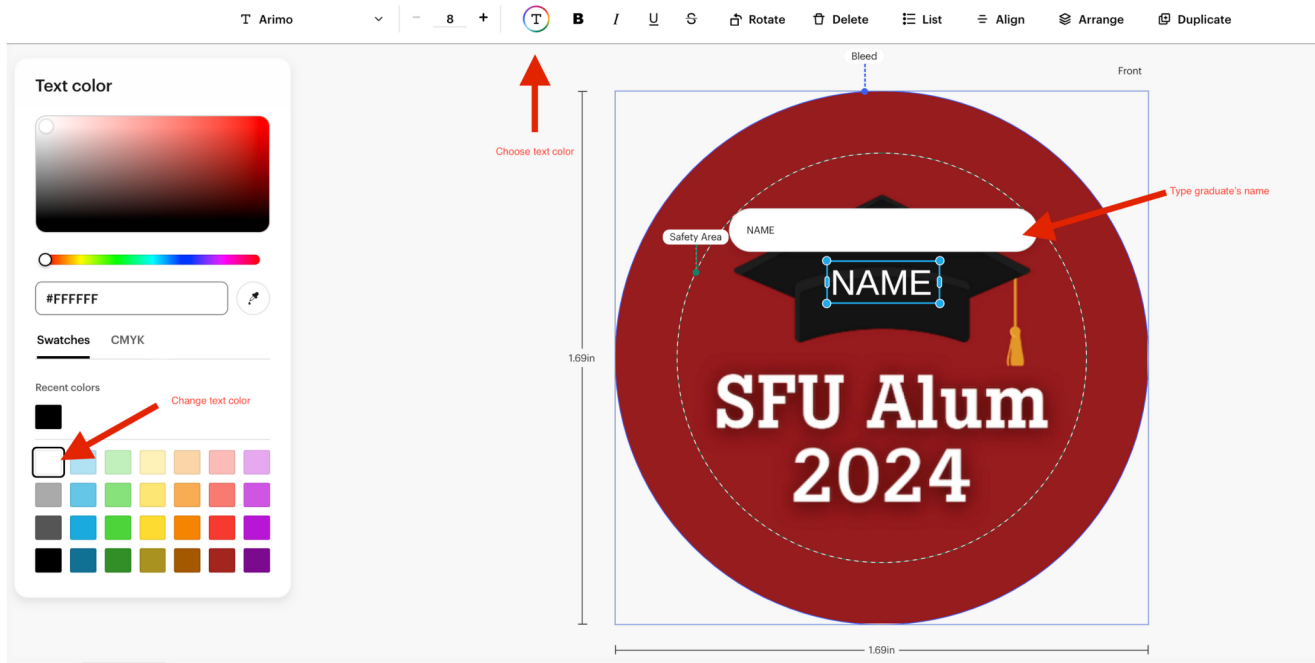
 VistaPrint is here to help every step of the way.

To Customize:


- After uploading your design, select "New Text Field" from the left column.
- From the options at the top of the page, choose the "T" in a circle of color.
- Change the text color to white (#FFFFFF) or black (000000), depending on your design.
- Type the graduate's name.
- Move the text box/adjust the text size to fit accordingly.




Sheet Sticker Step-by-Step Order Guide



Place Your Order:

 Change size

 Change template

 Preview

Next

- You may preview your design in the top right of your screen before ordering. When ready to order, select next to review your design. Check the box titled "I've reviewed and approve my design" before continuing with placing your order.



Design Review

All set? Let's double check:

- ✓ Text: Is it clear and legible?
- ✓ Margin: Is everything within the space?
- ✓ Info: Everything accurate? Spelled correctly?
- ✓ Images: Is everything clear (no blur)?

[Edit my design](#)

I've reviewed and approve my design.

Continue

Please contact commencement@francis.edu with any order questions.